

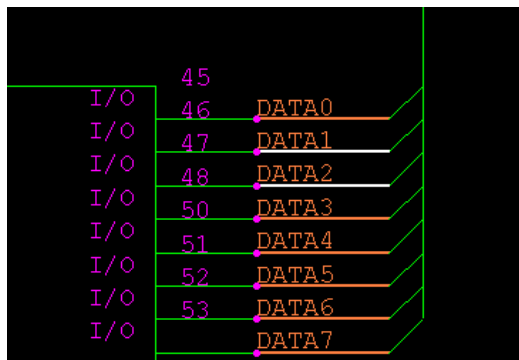
ScanWorks® Boundary-Scan Test Development

Overview

The ScanWorks® Boundary-Scan Test (BST) software is part of the ScanWorks Platform for Embedded Instruments. ScanWorks BST offers a complete set of 1149.x tools for debugging, testing, and programming your boards and systems. Model based development saves money, time, and resources. All ScanWorks® tests are GUI driven, allowing you to easily understand, develop, and debug your tests.

Model-Based Development

Boundary-Scan Test is completely model-based and automated in all common tests like scan path, interconnect, memory, flash, I2C, SPI, and cluster. You will be surprised at the speed of which you can develop your tests for any UUT or system. It is a matter of minutes rather than days.



Design Browser – CAD and Schematic

The ScanWorks design browser is a professional CAD viewer that reads in “any” CAD or schematic format from “any” vendor. It translates your CAD to netlist, and presents fault coverage and presents and pin-points faults automatically.

Interconnect Testing

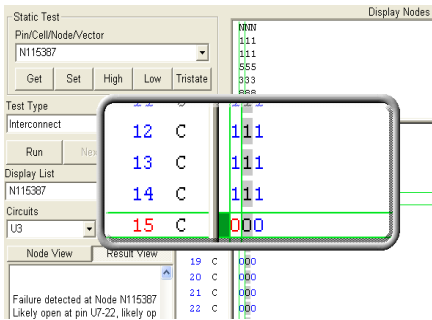
Tests for your IEEE 1149.1 and IEEE 1149.6 nets will be automatically generated and ready to run. With ScanWorks you get completely safe vectors, and excellent coverage. The test development time is really excellent.

In-System Programming/Configuration

ScanWorks Boundary-Scan Test can configure and program NOR and NAND Flash, SPI and I2C Proms, FPGA’s, PLD’s etc by a number of methods. The vector generation is automatically doing everything possible to speed up the process, giving you a powerful, fast way of programming your system. IEEE 1532, SVF, STAPL, SREC, HEX and more at your service.

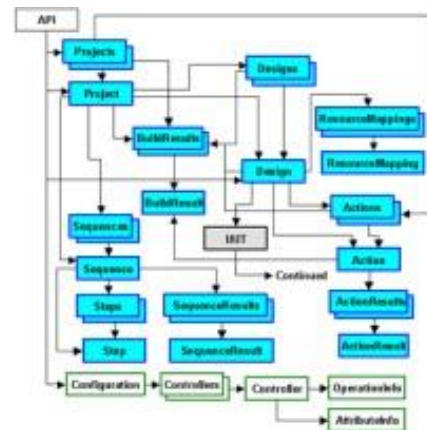
Memory Test

Whether you have DDRx, SRAMs, DRAMs, ZBT SRAM, or other kind of memories, you can test them with ScanWorks. It comes with built-in cycles, allowing you to develop and test for example your DDR3 memories with a few mouse clicks. We also offer DDR3 IO modules for interconnect testing of the DDR3 connectors.



Powerful Debug Tools

ScanWorks Boundary-Scan Test provides action based, customized debug tools. They will allow you to “peak and poke” on your board, and give you a good understanding about what each action is actually doing during the test. No matter what action, you will be empowered, and in control.



Test Executive Integration

Access your ScanWorks® Boundary-Scan Tests from any programming language or test executive. The API's available are flexible and easy to use, and an extensive example library is available.



Project Management

ScanWorks automatically keeps track of all your project files. You can export and import your project anywhere, with no need to re-compile if your hardware or options are different.

Boundary- Scan Test Hardware

ScanWorks come with a wide range of controllers on buses like PCI, PCIe, Ethernet, USB, PXI. The controllers typically support voltage levels from 0.8 to 3.3V (5V), TCK speed up to 50 MHz. All active controllers are Windows 32/64-bit compatible, and come with a number of digital IO channels for custom applications. The Ethernet and PCIe controllers implement delay compensation for faster data throughput.



ScanWorks On-Line

As a customer you will get access to ScanWorks on-line, with our worldwide and world class support, with application notes, model library, updates, FTP access, design-for-test-documents. Basically everything you need to be successful in your testing ventures.

ScanWorks Platform for Embedded Instruments

ScanWorks Platform for Embedded Instruments is a seamless software environment to access, run and collect data from any instrument in your chips, circuit boards or systems. The ScanWorks Platform includes products for Boundary-Scan Test (BST), Processor-Controlled Test (PCT), High-Speed I/O (HSIO) Validation, FPGA-Controlled Test (FCT) and JTAG test.

ASSET Contacts:

Please contact your ScanWorks sales representative for more information.

ASSET InterTech, Inc.
2201 N. Central Expy., Ste 105
Richardson, TX 75080
+1 888 694-6250 or +1 972 437-2800
<http://www.asset-intertech.com>

Key Features

- Model-based development*
- One environment*
- Very fast test development*
- Automatic .6 and .1 ATPG*
- Powerful built-in debuggers*
- Excellent diagnostic and fault location*
- Integrated professional CAD viewer*
- Easy integration with ScanWorks APIs*
- Flexible licensing*
- Powerful platform hardware*
- ScanWorks online*
- Extend your ScanWorks Boundary-Scan Test with other Platform Products as you need*